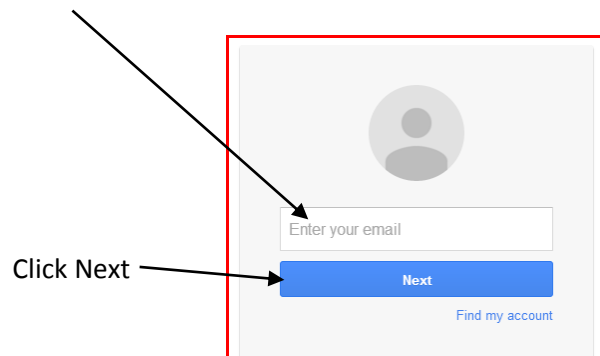


## Google Suite for Education

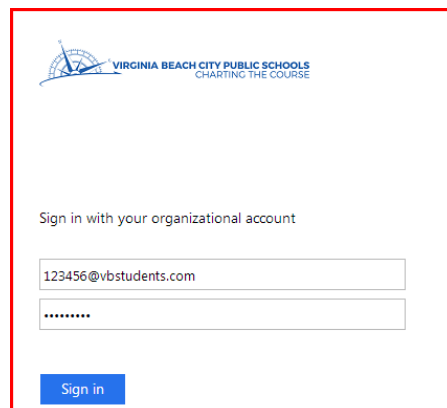
### Previously known as Google Apps for Education

Students in Virginia Beach have Google Accounts and have access to a variety of apps that will assist in their education. The most popular of these apps are Google Docs, Google Slides, Google Drive, and Google Classroom. These accounts do not have an email account, although the students' usernames appear as one. Students may access these accounts from a variety of devices. The directions below are for accessing the accounts on a computer.

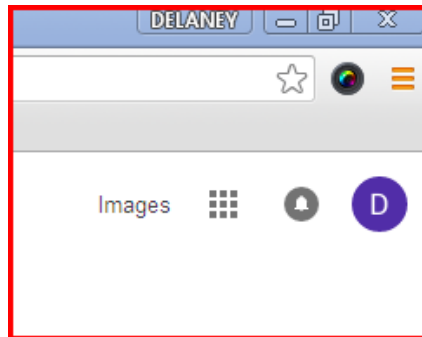
1. Launch Google Chrome (Free Internet Browser)
2. Students will login using their ***student number@vbstudents.com***  
Example: 456789@vbstudents.com



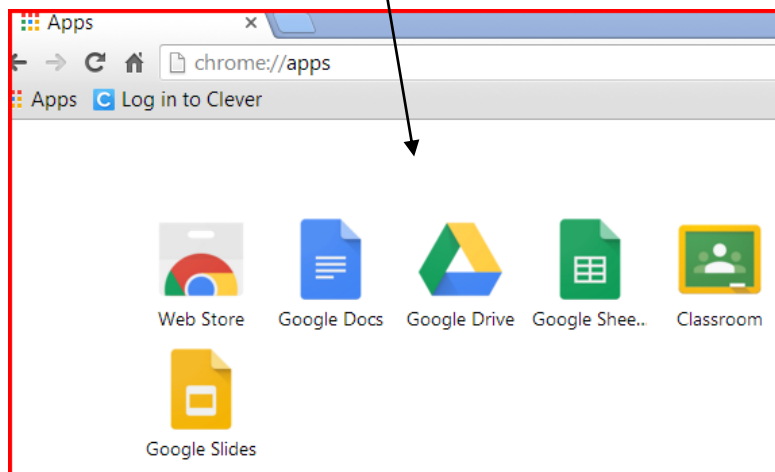
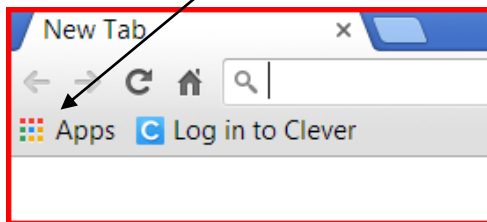
3. A *Great Dreams need Great Teachers* screen will appear. Enter your username (same as above) and your school network password.



4. You should notice the student name in the top right corner of the browser.



5. Click the Apps "Waffle" to see available apps.



6. For computers that are shared at home, it is a good idea for the student to log out of Google Chrome when finished. Click the name in the right corner, click switch person, click the three dots, and select remove this person.